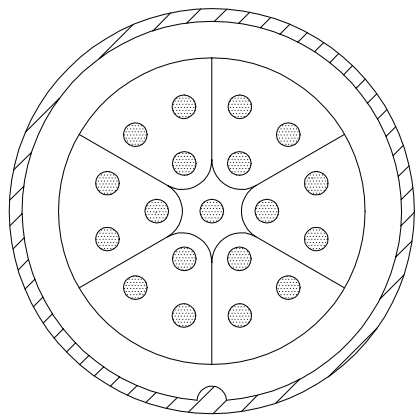
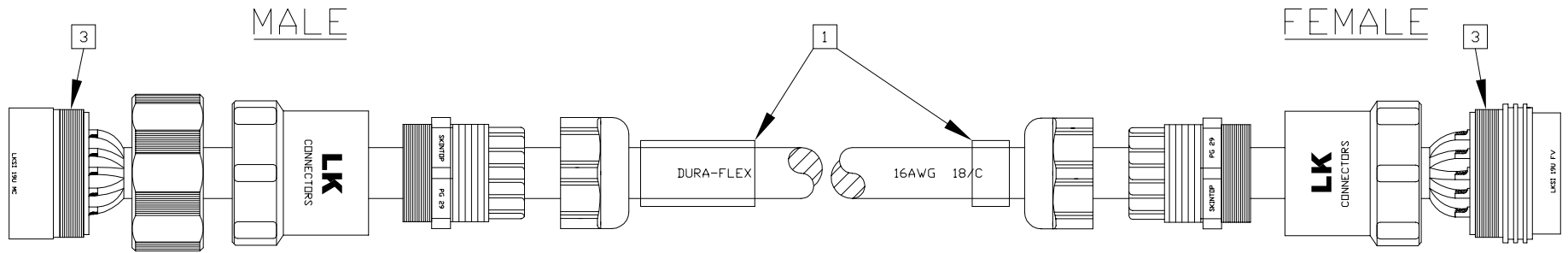
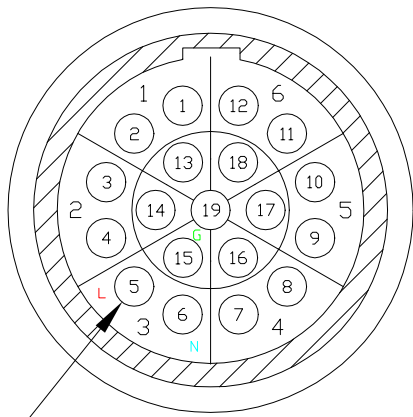


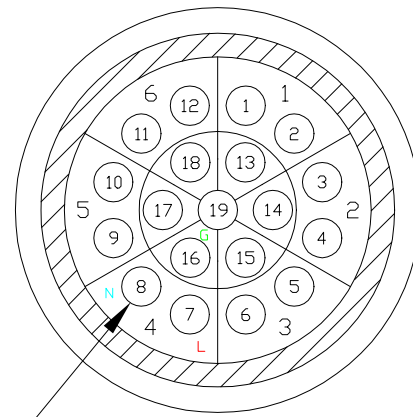
REVISIONS				
ZONE	REV	DESCRIPTION	DATE	APPROVED
		ASSEMBLY INSTRUCTIONS		



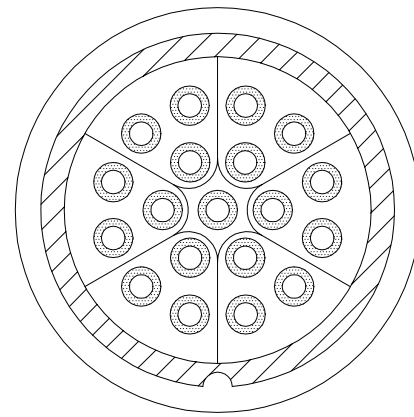
FACE



SOLDER SIDE



SOLDER SIDE



FACE

NOTES:

- [1] HEAT SHRINK FOR CABLE IDENTIFICATION, SLIDE HEAT SHRINK AND CONNECTOR BACK SHELL OVER CABLE BEFORE SOLDERING.
- [2] STARTING POINT; SOLDER LEFT TO RIGHT AND UP, ROW BY ROW.
- [3] REVERSE THREAD



MULTICABLE CONNECTOR CONFIG.

CABLESET LINK 19 PIN

DRAWN BY: R.M. HILL	SIZE A	FSCM NO.	DWG NO. LKSI 19U FV2/MV2 S	REV
DATE	SCALE NONE		SHEET 1 OF 1	